

Communities Committees (CC) are municipal mechanisms comprised of representatives of communities living in the municipality and Municipal Assembly (MA) members. Their establishment is obligatory. The CC's core competence is to review all municipal policies, practices, and activities with a view to recommending measures to the MA to ensure that the rights and interests of communities are respected.

Key Documents

- Law on Local Self Government No. 03/L-040, 2008;
- Ministry of Local Government Administration (MLGA) Administrative Instruction No. 05/2020 on the Procedure of Establishment, Composition and Competencies of Permanent Committees and other Committees in the Municipality;
- Communities Committees Guidelines and Terms of Reference.

Establishment

CCs are established in all 38 municipalities. During the reporting period, 28 CCs met regularly on a monthly basis, eight CCs met regularly, but less frequently than once a month, and two CCs met on an irregular or ad-hoc basis.

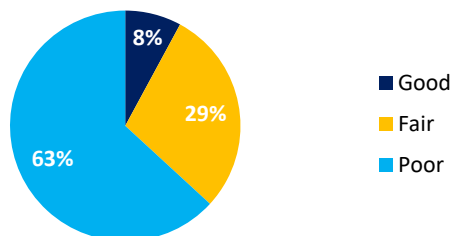
Community Representation



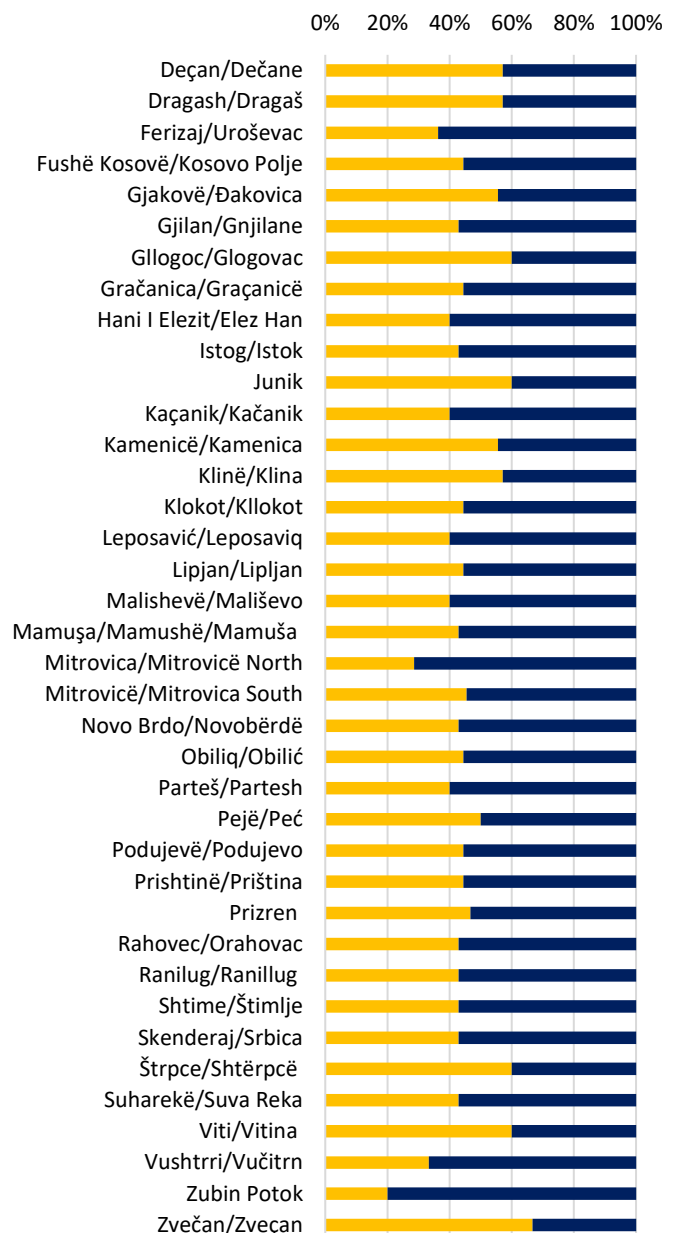
Each community residing in a municipality should be represented in the CC, but some communities remain underrepresented. The most underrepresented communities are **Kosovo Turks**, **Kosovo Bosniaks** and **Kosovo Gorani**.

Access to Financial Resources *

* As assessed by CCs



Gender representation



Performance 2022

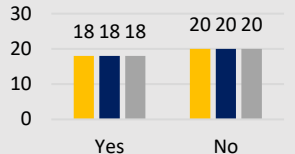
Selected Performance Indicators

Number of CCs that undertook key activities and substantive duties outlined in the legal and policy framework. Information is based on OSCE Mission in Kosovo field teams' regular monitoring and periodic specific reviews, as well as reports produced by the municipalities, covering the years 2020 to 2022.

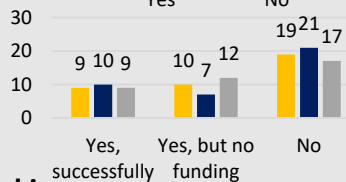
Note: data of 2021 cover the period prior to municipal elections, namely from January to October 2021.

1 – Budget

Review of municipal budget

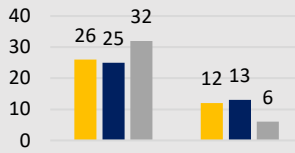


Advocacy for inclusion of funds for activities targeting communities

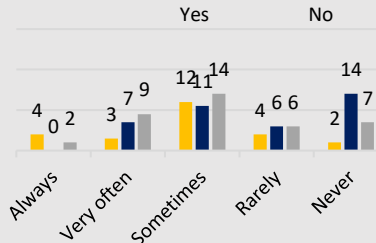


2 – Law and policy making

Review of municipal acts, policies, practices or other activities

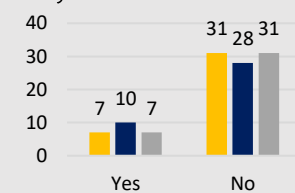


Frequency of recommendations in review of legal and policy instruments



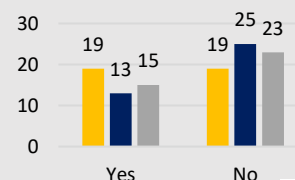
3 – Projects

Monitor and report on the implementation of communities-related projects



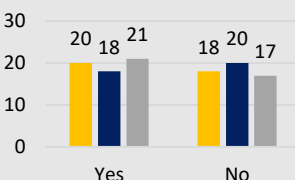
4 – Reporting

Prepare and timely submit annual report to the Municipal Assembly



5 – Outreach and Consultations

Engage with non-majority communities in the development of action plans



2022 2021 2020

Overall Performance

CCs' performance scores are based on the aggregated results of performance indicators, which reflect key activities and substantive duties provided for in the relevant legal and policy framework. Performance is rated "High" when the aggregated score is above 66 per cent, "Moderate" when it ranges between 66 per cent and 33 per cent, and "Low" when below 33 per cent.

	Budget	Law and policy review	Projects	Reporting	Outreach and Consultation	Overall Performance 2022
Deçan/Deçane	Low	Low	Moderate	Moderate	High	48%
Dragash/Dragas	Moderate	High	Moderate	Low	Moderate	50%
Ferizaj/Uroševac	High	Moderate	High	High	High	86%
Fushë Kosovë/Kosovo Polje	High	High	High	High	High	83%
Gjakovë/Đakovica	Moderate	High	Moderate	High	High	75%
Gjilan/Gnjilane	Low	Low	Moderate	Moderate	Moderate	32%
Glogoc/Glogovac	Low	Moderate	Moderate	Moderate	Low	36%
Gračanica/Gračanice	Low	Low	Low	Moderate	Low	12%
Hani i Elezit/Elez Han	Low	Low	Moderate	Moderate	High	36%
Istog/Istok	Moderate	High	Moderate	Moderate	Low	45%
Junik	Moderate	High	Moderate	High	High	68%
Kaçanik/Kaçanik	Low	Low	Moderate	High	High	47%
Kamenicë/Kamenica	Low	Low	Moderate	Low	Moderate	26%
Klinë/Klina	Low	Moderate	Low	High	Moderate	35%
Klokot/Kllokot	Low	Low	Low	Low	High	20%
Leposavić/Leposaviq	Moderate	Moderate	Moderate	Low	Low	33%
Lipjan/Lipljan	High	High	High	High	High	92%
Malishevë/Mališevo	High	High	High	High	High	92%
Mamuša/Mamushë/Mamuša	Moderate	High	Low	Low	Low	37%
Mitrovica/Mitrovicë North	Low	Moderate	Low	Low	Low	14%
Mitrovicë/Mitrovica South	Low	High	Moderate	Moderate	Low	36%
Novo Brdo/Novobërdë	High	Low	Low	Moderate	High	48%
Obiliq/Obilić	Low	Low	Moderate	High	High	49%
Parteš/Partesh	Low	Low	Moderate	Low	Moderate	23%
Pejë/Peć	High	Moderate	High	Moderate	High	80%
Podujevë/Podujevo	Low	Moderate	Moderate	Moderate	Low	36%
Prishtinë/Priština	High	High	High	High	High	100%
Prizren	High	High	High	High	High	99%
Rahovec/Orahovac	Low	Moderate	Moderate	High	High	59%
Ranilug/Ranilug	Moderate	Low	Moderate	Low	Low	22%
Shtime/Štimlje	High	High	Low	Moderate	Moderate	54%
Skenderaj/Srbica	Low	Moderate	Moderate	Moderate	Moderate	49%
Štrpcë/Shtërpcë	Moderate	Moderate	Low	Low	Low	19%
Suharekë/Suva Reka	Moderate	High	Moderate	Low	High	57%
Viti/Vitina	Low	Low	Moderate	Low	High	30%
Vushtrri/Vučitrn	Moderate	Moderate	Moderate	Moderate	Low	39%
Zubin Potok	Low	Low	Low	Low	Low	6%
Zvečan/Zveçan	Low	Low	Low	Low	Low	6%
AVERAGE 2022	39%	44%	46%	49%	54%	47%
AVERAGE 2021	41%	39%	49%	39%	51%	44%

The OSCE Mission in Kosovo supports improved communities' participation in public decision-making and governance processes and institutions. To assist in this effort the OSCE Mission in Kosovo regularly monitors the performance of municipal communities' protection mechanisms. These information sheets aim to provide the relevant institutions with indicators that can assist in identifying gaps and improvement in compliance.